

SON_GT_72 MONO

Module with 72 monocrystalline cells,
black frame and white backsheet

Since 1996, we have been developing and manufacturing high-grade photovoltaic modules for building integration and conventional uses. The roots of the company go very far back: The company founders came from AEG-Solartechnik, which had already constructed one of the first PV production lines by the 1980s.

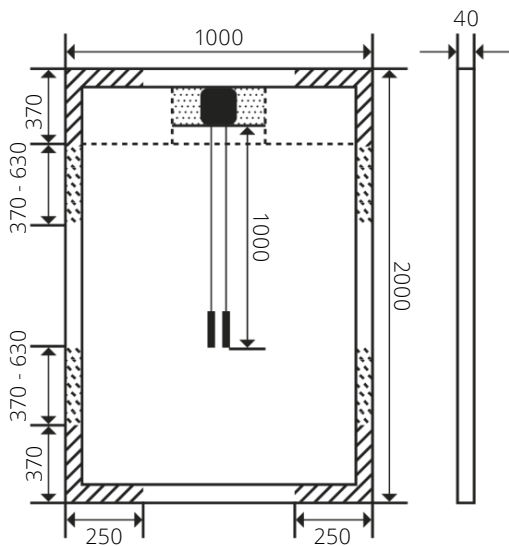
Our decades of experience allow us to achieve high standards in our work and ensure the reliability, performance and a consistent high quality for each individual module.

As a result, our customers reap the benefits, in particular from higher expected yields.

- * Front glass with special anti-reflection coating
- * Only positive performance tolerances
- * High-grade materials and strict quality controls

TYPES AND ELECTRICAL DATA¹

Name	Isc (A)	Impp (A)	Uoc (V)	Umpp (V)	Pmax (W)	Tolerance (W)
SON 355 GT 72 MONO	9,68	9,09	47,01	39,05	355	0/+4,99





DIMENSIONS AND WEIGHT


Width x height: 1 000 mm x 2 000 mm
 Frame height: 40 mm
 Weight: 26,5 ± 0,5 kg

STRUCTURE

Front: toughened solar glass with anti-reflection coating
 Back: white backsheet
 Layout: 72 monocrystalline high performance cells (PERC)
 Frame: Aluminum, anodized

Clamping areas

 Release up to 2400 Pa
 Release up to 5400 Pa

 Contact between box and mounting profile in this area is not allowed

TEMPERATURE COEFFICIENTS

Output: -0,40 %/K
 Open circuit voltage: -0,31 %/K
 Short-circuit current: +0,035 %/K

CONNECTION

Junction box: IP67 with integrated bypass diodes
 Plug: IP68
 Bypass diodes: 3 pcs. (in junction box)

ELECTRICAL PARAMETERS

NOCT²: 46 ± 2 °C

THRESHOLD VALUES

Maximum system voltage: 1 000 V_{DC}
 Reverse current load capacity: 15 A
 Max. load³: 5 400 Pa



Additional information:
 Sylvia Schmenk, CSO
 ssschmenk@solarnova.de

¹ Typical values under standard test conditions (STC):
 1 000 W/m² irradiation at the module level,
 Spectrum AM 1,5 and 25 °C cell temperature
 Power measurement tolerance (P_{max}): ±3,5%

² Normal operating cell temperature (NOCT)

³ Maximum load in accordance with IEC 61215
 Clamping areas must be observed



Quality management system
 certified in accordance with ISO 9001:2008

The current solarnova warranty conditions apply at the time of installation. Professional assembly in accordance with the applicable installation instructions is required for warranty to apply. Errors and changes expected. © solarnova 06/2017

solarnova*
 Deutschland GmbH

Am Marienhof 6
 22880 Wedel
 Germany

T +49 4103 91208 20
 F +49 4103 91208 10

ssschenk@solarnova.de
 www.solarnova.de